

True connect DONOR ANTENNA



MODEL # OD/30/43F/1

FEATURES

Cross Polarized, Fixed Tilt Outdoor sector panel antenna with built in diplexer used in applications where a strong and sturdy donor antennas is required.



Electrical Specifications				
Frequency Range (MHz)	698-824	824-960	1710-2170	2170-2700
Polarization	Vertical			
Gain (dBi)	13	13	15	15
Horizontal Half-power beam width (°)	30	30	20	20
Vertical Half-power beam width (°)	30	30	20	20
Front-to-back ratio (dB)	>22			
Intermodulation dBc (2x43 dBm carrier)	≤-153			
Impedance (Ω)	50			
VSWR	≤1.7			
Isolation (dB)	≥25			
Cross-polar ratio (dB)	≥15			
Maximum input power (W)	200/150			
Lightning protection	DC Ground			

MOUNTING:

Mounts either to pole or wall.
Mount included in package



Mechanical Specifications	
Connector	4.3/10 Female
Connector position	Bottom
Size in (mm)	21.65x23.62x5.90 (550x600x150)
Packaging Size in (mm)	25.00x25.00x10.00 (636x635x254)
Antenna weight - lb (kg)	31.96 (14.5)
Installation Kit weight - lb (kg)	4.85 (2.2)
Packaging weight - lb (kg)	41.88 (19)
Radome material	Fiberglass
Radome color	Gray
Operating temperature - °F (°C)	-40≈140 (-40≈60)

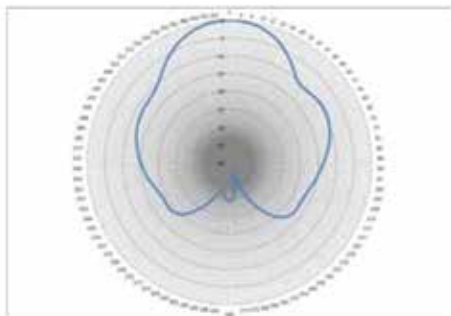
www.wirelessupply.com

© 2019 All rights reserved. Proprietary information. Wireless Supply reserves the right to modify or amend specifications without prior notice


True connect DONOR ANTENNA



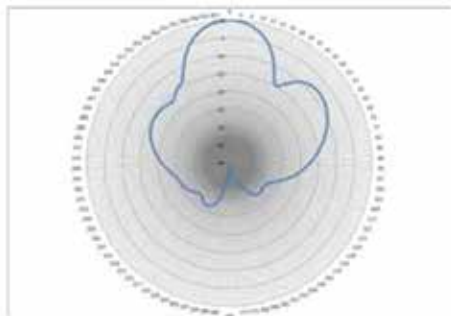
MODEL # OD/30/43F/1



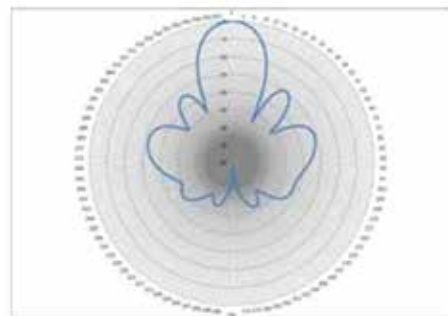
698 MHz



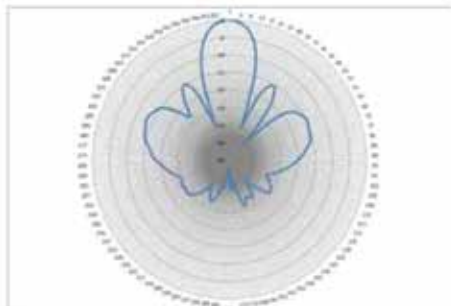
800 MHz




900 MHz



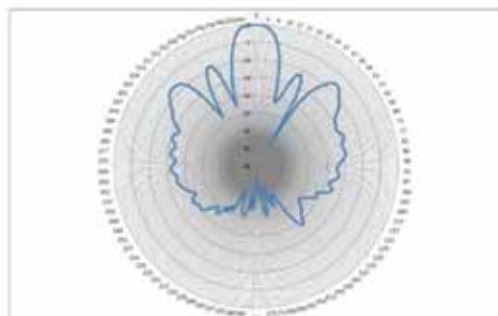
1710 MHz



1900 MHz



2100 MHz



2550 MHz